

VE102 Series

Piezo Velocity Sensor, Side Exit 2 Pin Connector, 100 mV/in/sec, ±10%



VIBRATION ANALYSIS HARDWARE

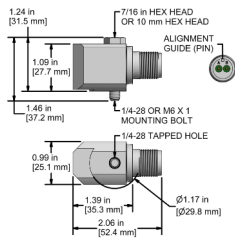


Product Features

- 100 mV/in/sec (4 mV/mm/sec) Sensitivity
- 1,5 - 7000 Hz (90 - 420,000 CPM) Frequency Response
- ▶ ±50 in/sec, (±270 mm/sec) Peak Dynamic Range
- ▶ 2 Pin MIL Connection or Integral Option
- ▶ Integrates to Velocity in the Sensor

VE102-1D 2 Pin Connector

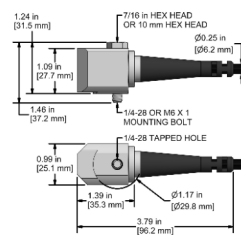
Connector Pin	Polarity
A	(+) Signal/Power
B	(-) Common



Stock Product

VE102-2D Integral Cable

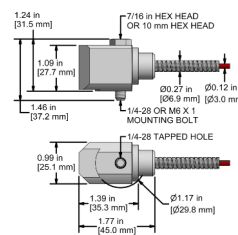
Conductor	Polarity
Red	(+) Signal/Power
Black	(-) Common
Shield	Cable Drain Wire



Built To Order

VE102-3D Armored Integral Cable

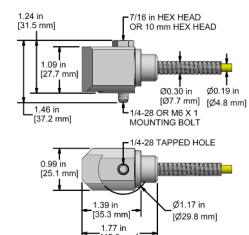
Conductor	Polarity
Red	(+) Signal/Power
Black	(-) Common
Shield	Cable Drain Wire



Built To Order

VE102-6D Heavy Duty Armored Integral Cable

Conductor	Polarity
Red	(+) Signal/Power
Black	(-) Common
Shield	Cable Drain Wire



Built To Order

Specifications	Standard	Metric	Specifications	Standard	Metric
Part Number	VE102	M/VE102	Environmental		
Sensitivity (±10%)	100 mV/in/sec		Temperature Range	-58 to 250°F	-50 to 121°C
Frequency Response (±3dB)	90-420,000 CPM	1,5-7000 Hz	Maximum Shock Protection	5,000 g, peak	
Frequency Response (±10%)	120-240,000 CPM	2,0-4000 Hz	Electromagnetic Sensitivity	CE	
Dynamic Range	± 50 in/sec. pk		Sealing	Welded, Hermetic	
Electrical			Submersible Depth	200 ft.	60 m
Settling Time	<4 seconds		Physical		
Voltage Source (IEPE)	18-30 VDC		Sensing Element	PZT Ceramic	
Constant Current Excitation	2-10 mA		Sensing Structure	Shear Mode	
Spectral Noise @ 10 Hz	25 µIPS/√Hz		Weight	5.1 oz	145 grams
Spectral Noise @ 100 Hz	2 µIPS/√Hz		Case Material	316L Stainless Steel	
Spectral Noise @ 1000 Hz	0.5 µIPS/√Hz		Mounting	1/4-28	
Output Impedance	<100 ohm		Connector (Non-Integral)	2 Pin MIL-C-5015	
Bias Output Voltage	10-14 VDC		Resonant Frequency	1,320,000 CPM	22000 Hz
Case Isolation	>10 ⁸ ohm		Mounting Torque	2 to 5 ft. lbs.	2,7 to 6,8 Nm
			Mounting Hardware	1/4-28 Captive Bolt	M6x1 Captive Bolt