

AC115 Series

Low Cost Triaxial Accelerometer, Side Exit 4 Pin Mini-MIL Connector, 100 mV/g, ±15%



VIBRATION ANALYSIS HARDWARE



Product Features

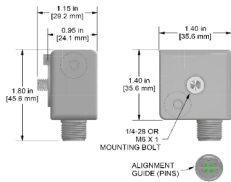
Low Cost Triaxial Sensor

Speeds Data Collection

- ▶ ±15% Sensitivity
- ▶ Collect 3 Channels of Data Simultaneously
- ▶ Must Use J4A, J4C, J4N, or J4P Connectors and CB105, CB117, CB119 or CB218 Cables

AC115-1D 4 Pin Connector

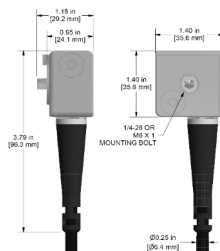
Connector Pin	Polarity
A (Axis Y/3)	(+) Signal/Power
B (Axis X/2)	(+) Signal/Power
C (Axis Z/1)	(+) Signal/Power
D	(-) Common/Grid



Stock Product

AC115-2D CB105 Integral Cable

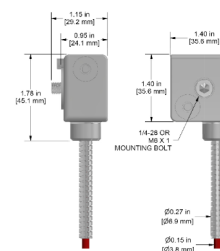
Conductor	Polarity
Red (Axis Y/3)	(+) Signal/Power
Green (Axis X/2)	(+) Signal/Power
White (Axis Z/1)	(+) Signal/Power
Black	(-) Common/Grid



Built To Order

AC115-3D CB218 Armored Integral Cable

Conductor	Polarity
Red (Axis Y/3)	(+) Signal/Power
Green (Axis X/2)	(+) Signal/Power
White (Axis Z/1)	(+) Signal/Power
Black	(-) Common/Grid



Built To Order

Specifications	Standard	Metric	Specifications	Standard	Metric
Part Number	AC115	M/AC115	Environmental		
Sensitivity (±15%)	100 mV/g		Temperature Range	-58 to 250°F	-50 to 121°C
Frequency Response (±3dB)	60-390,000 CPM	1,0-6500 Hz	Electromagnetic Sensitivity	CE	
Dynamic Range	± 50 g, peak		Sealing	Welded, Hermetic	
Electrical			Submersible Depth	200 ft.	60 m
Settling Time	<2.5 seconds		Physical		
Voltage Source (IEPE)	18-30 VDC		Sensing Element	PZT Ceramic	
Constant Current Excitation	2-10 mA		Sensing Structure	Shear Mode	
Spectral Noise @ 10 Hz	27 µg/√Hz		Weight	7.1 oz	200 grams
Spectral Noise @ 100 Hz	6.5 µg/√Hz		Case Material	316L Stainless Steel	
Spectral Noise @ 1000 Hz	2.5 µg/√Hz		Mounting	1/4-28	
Output Impedance	<100 ohm		Connector (Non-Integral)	4 Pin J Connector	
Bias Output Voltage	10-14 VDC		Mounting Torque	1 to 2 ft. lbs.	1,4 to 2,7 Nm
Case Isolation	>10 ⁸ ohm		Mounting Hardware	1/4-28 Captive Bolt	M6x1 Captive Bolt