AC916 Series

Low Capacitance, Intrinsically Safe Accelerometer, Side Exit 2 Pin Connector, 100 mV/g, ±10%

VIBRATION ANALYSIS HARDWARE

II 1 G D

Product Features

CSA / ATEX Approved
Requires Intrinsic Safety Barrier

High Performance at a Reasonable Price

- 0,5-10,000 Hz (30-600,000 CPM)
- 100 mV/g Sensitivity
- Standard 2 Pin MIL Connection or Integral Cable
  Note: Integral Cable Options are only for Permanent Monitoring Applications

AC916-1A
2 Pin Connector

Connector Pin	Polarity
A	(+) Signal/Power
B	(-) Common

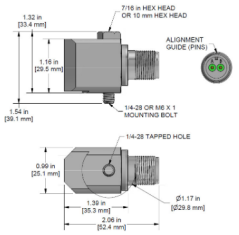

Stock Product

AC916-2C
CB190 Integral Cable

Conductor	Polarity
Red	(+) Signal/Power
Black	(-) Common
Shield	Cable Drain Wire

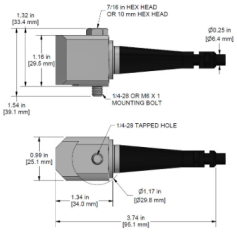

Built To Order

AC916-3C
CB206 Armored Integral Cable

Conductor	Polarity
Red	(+) Signal/Power
Black	(-) Common
Shield	Cable Drain Wire

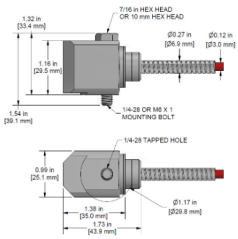

Built To Order

Specifications	Standard	Metric
Part Number	AC916	M/AC916
Sensitivity (±10%)	100 mV/g	
Frequency Response (±3dB)	30-600,000 CPM	0,5-10,000 Hz
Frequency Response (±10%)	60-300,000 CPM	1,0-6000 Hz
Dynamic Range	± 80 g, peak	
Electrical		
Settling Time	<3 Seconds	
Voltage Source (IEPE)	18-28 VDC	
Constant Current Excitation	2-4 mA	
Spectral Noise @ 10 Hz	6.5 µg/√Hz	
Spectral Noise @ 100 Hz	2 µg/√Hz	
Spectral Noise @ 1000 Hz	1.8 µg/√Hz	
Output Impedance	<100 ohm	
Bias Output Voltage	10-14 VDC	
Case Isolation	$>10^8$ ohm	

Specifications	Standard	Metric
Environmental		
Temperature Range	-65 to 257°F	-54 to 125°C
Maximum Shock Protection	5,000 g, peak	
Electromagnetic Sensitivity	CE	
Sealing	Welded, Hermetic	
Submersible Depth	200 ft.	61 m
SIL Rating	SIL 2	
Physical		
Sensing Element	PZT Ceramic	
Sensing Structure	Shear Mode	
Weight	5.3 oz	150 grams
Case Material	316L Stainless Steel	
Mounting	1/4-28	
Connector (Non-Integral)	2 Pin MIL-C-5015	
Resonant Frequency	1,320,000 CPM	22000 Hz
Mounting Torque	2 to 5 ft. lbs.	2,7 to 6,8 Nm
Mounting Hardware	1/4-28 Captive	M6x1 Captive