

LP204 Series

Loop Power Sensor, 4-20 mA Output Proportional to Vibration in Velocity, Side Exit 2 Pin Connector



VIBRATION ANALYSIS HARDWARE



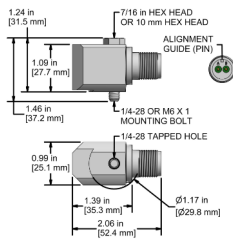
Product Features

Continuously Monitor & Protect Important Machinery

- ▶ 4-20 mA current proportional to Vibration
- ▶ Transmit Signals Over Long Distances with No Signal Loss
- ▶ Customize Your Settings to Focus on the Most Important Frequencies

LP204-XXX-1E 2 Pin Connector

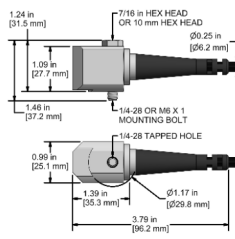
Connector Pin	Polarity
A	(+) Loop Power mA Output
B	(-) Common



Built To Order

LP204-XXX-2E Integral Cable

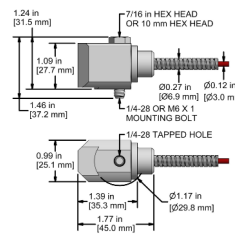
Conductor	Polarity
Red	(+) Loop Power mA Output
Black	(-) Common
Shield	Cable Drain Wire



Built To Order

LP204-XXX-3E Armored Integral Cable

Conductor	Polarity
Red	(+) Loop Power mA Output
Black	(-) Common
Shield	Cable Drain Wire



Built To Order

Specifications	Standard	Metric	Specifications	Standard	Metric
Part Number	LP204	M/LP204	Physical		
Tolerance: 4 mA	(± 10%)		Sensing Element	PZT Ceramic	
Tolerance: 20 mA	(± 10%)		Sensing Structure	Shear Mode	
Electrical			Weight	4.9 oz	140 grams
Settling Time	<30 Seconds		Case Material	316L	
Voltage Source (IEPE)	15-30 VDC		Case Material	Stainless	
Case Isolation	>10 ⁸ ohm		Case Material	Steel	
Environmental			Mounting	1/4-28	
Temperature Range	-40 to 212°F	-40 to 100°C	Connector (Non-Integral)	2 Pin MIL-C-5015	
Electromagnetic Sensitivity	CE		Mounting Torque	2 to 5 ft. lbs.	2,7 to 6,8 Nm
Sealing	Welded, Hermetic		Mounting Hardware	1/4-28 Captive Bolt	M6x1 Captive Bolt
Submersible Depth	200 ft.	60 m	Calibration Certificate	Current Output @ 100 Hz	

Ordering Information

Stud Type	Measurement Range	Range Type	Frequency Range ±3 dB	Style	Armor Length (Integral)	Cable Length (Integral)
Blank = 1/4-28 M = M6x1	0 = 0-0.5 IPS (0-12.7 mm/sec) 1 = 0-1 IPS (0-25.4 mm/sec) 2 = 0-2 IPS (0-50.8 mm/sec) 3 = 0-0.4 IPS (0-10 mm/sec) 4 = 0-0.8 IPS (0-20 mm/sec) 6 = 0-5 IPS (0-127 mm/sec)	P = Peak R = RMS	1 = 600-60000 CPM (10-1000 Hz) 2 = 120-150000 CPM (2-2500 Hz) 3 = 120-60000 CPM (2-1000 Hz) 4 = 120-300000 CPM (2-5000 Hz) 5 = 120-600000 CPM (2-10000 Hz)	1E = 2 Pin MIL C-5015 2E = Integral Cable 3E = Armor Jacket M12E = 4 Pin M12	010 = 10 ft/3 m 020 = 20 ft/6 m 030 = 30 ft/9 m 050 = 50 ft/15 m 100 = 100 ft/30 m	010 = 10 ft/3 m 020 = 20 ft/6 m 030 = 30 ft/9 m 050 = 50 ft/15 m 100 = 100 ft/30 m

Backed by our Unconditional Lifetime Warranty

100 ft Lengths Available Upon Request