

# AC208 Series

High Temperature IEPE Accelerometer, 325 °F (162 °C) Max Temp,  
Side Exit 2 Pin Connector, 100 mV/g, ±10%



VIBRATION ANALYSIS HARDWARE



## Product Features

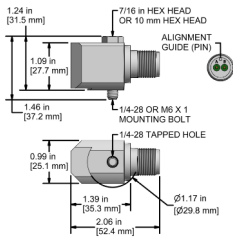
High Temperature (325°F) Side Exit Sensor

Proven Side Exit Sensor for Standard High Temperature Applications

- ▶ Resistant to Temperatures Up to 325°F, (162°C)
- ▶ Great for Extended Use at High Temperatures
- ▶ Improved RF Immunity

### AC208-1D 2 Pin Connector

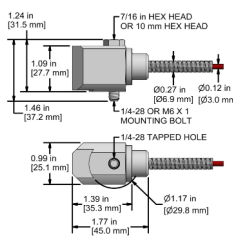
Connector Pin	Polarity
A	(+) Signal/Power
B	(-) Common



Stock Product

### AC208-5D CB206 Armored Integral Cable

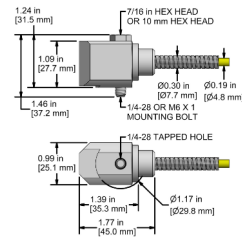
Conductor	Polarity
Red	(+) Signal/Power
Black	(-) Common
Shield	Cable Drain Wire



Built To Order

### AC208-6D CB611 Heavy Duty Armored Integral Cable

Conductor	Polarity
Red	(+) Signal/Power
Black	(-) Common
Shield	Cable Drain Wire



Built To Order

Specifications	Standard	Metric	Specifications	Standard	Metric
Part Number	AC208	M/AC208	<b>Environmental</b>		
Sensitivity (±10%)	100 mV/g		Temperature Range	-58 to 325°F	-50 to 162°C
Frequency Response (±3dB)	30-660,000 CPM	0.5-11000 Hz	Maximum Shock Protection	5,000 g, peak	
Frequency Response (±10%)	120-180,000 CPM	2,0-3000 Hz	Electromagnetic Sensitivity	CE	
Dynamic Range	± 80 g, peak		Sealing	Welded, Hermetic	
<b>Electrical</b>			<b>Physical</b>		
Settling Time	<2.5 seconds		Sensing Element	PZT Ceramic	
Voltage Source (IEPE)	18-30 VDC		Sensing Structure	Shear Mode	
Constant Current Excitation	2-10 mA		Weight	5.1 oz	145 grams
Spectral Noise @ 10 Hz	8 µg/√Hz		Case Material	316L Stainless Steel	
Spectral Noise @ 100 Hz	.82 µg/√Hz		Mounting	1/4-28	
Spectral Noise @ 1000 Hz	.3 µg/√Hz		Connector (Non-Integral)	2 Pin MIL-C-5015	
Output Impedance	<100 ohm		Resonant Frequency	1,200,000 CPM	20000 Hz
Bias Output Voltage	10-14 VDC		Mounting Torque	2 to 5 ft. lbs.	2,7 to 6,8 Nm
Case Isolation	>10 <sup>8</sup> ohm		Mounting Hardware	Captive Bolt	M6x1 Captive Bolt
			Calibration Certificate	CA10	