

AC207 Series

High Temperature IEPE Accelerometer, 325 °F (162 °C) Max Temp,
Top Exit 2 Pin Connector, 100 mV/g, ±10%



VIBRATION ANALYSIS HARDWARE



Product Features

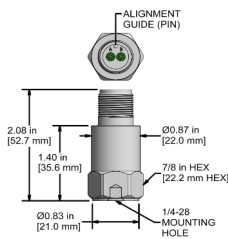
High Temperature (325°F) Sensor

Proven Sensor for Standard High Temperature Applications

- ▶ Resistant to Temperatures Up to 325°F (162°C)
- ▶ Great for Extended Use at High Temperatures
- ▶ Improved RF Immunity

AC207-1D 2 Pin Connector

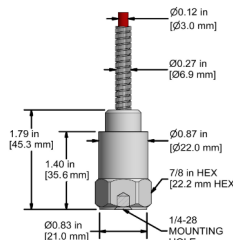
Connector Pin	Polarity
A	(+) Signal/Power
B	(-) Common



Stock Product

AC207-5D CB206 Armored Integral Cable

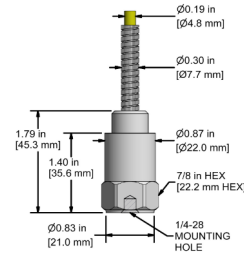
Conductor	Polarity
Red	(+) Signal/Power
Black	(-) Common
Shield	Cable Drain Wire



Built To Order

AC207-6D CB611 Heavy Duty Armored Integral Cable

Conductor	Polarity
Red	(+) Signal/Power
Black	(-) Common
Shield	Cable Drain Wire



Built To Order

Specifications	Standard	Metric	Specifications	Standard	Metric
Part Number	AC207	M/AC207	Environmental		
Sensitivity (±10%)	100 mV/g		Temperature Range	-58 to 325° F	-50 to 162°C
Frequency Response (±3dB)	30-750,000 CPM	0,5-12500 Hz	Maximum Shock Protection	5,000 g, peak	
Frequency Response (±10%)	120-360,000 CPM	2,0-6000 Hz	Electromagnetic Sensitivity	CE	
Dynamic Range	±80 g, peak		Sealing	Welded, Hermetic	
Electrical			Physical		
Settling Time	<2.5 Seconds		Sensing Element	PZT Ceramic	
Voltage Source (IEPE)	18-30 VDC		Sensing Structure	Shear Mode	
Constant Current Excitation	2-10 mA		Weight	3oz.	86 grams
Spectral Noise @ 10 Hz	8 µg/√Hz		Case Material	316L Stainless Steel	
Spectral Noise @ 100 Hz	.82 µg/√Hz		Mounting	1/4-28	
Spectral Noise @ 1000 Hz	.3 µg/√Hz		Connector (Non-Integral)	2 Pin -MIL-C-5015	
Output Impedance	<100 ohm		Resonant Frequency	1,380,000 CPM	23000 Hz
Bias Output Voltage	10-14 VDC		Mounting Torque	2 to 5 ft. lbs.	2,7 to 6,8 Nm
Case Isolation	>10 ⁸ ohm		Mounting Hardware	1/4-28 Stud	M6x1 Adapter Stud
			Calibration Certificate	CA10	