

AC204 Series



Low Frequency Accelerometer, Side Exit 2 Pin Connector, 100 mV/g, ±10%

VIBRATION ANALYSIS HARDWARE



Product Features

Designed for Low Speed Rotors, Wind Turbine Main Bearings, Gear Box Inputs, and May Also Be Used for High Frequency Detection.

May be used with any application that requires low and high frequency measurements.

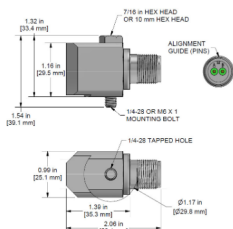
- ▶ 100 mV/g Sensitivity, ±10%
- ▶ 0.1 Hz to 8 kHz Frequency Response (± 3dB)
- ▶ Standard 2 Pin MIL Connection or Integral Cable

Note: Integral Cable Options are only for Permanent Monitoring Applications

AC204-1D

2 Pin Connector

Connector Pin	Polarity
A	(+) Signal/Power
B	(-) Common

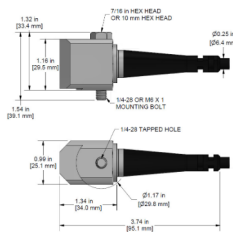


Stock Product

AC204-2D

CB103 Integral Cable

Conductor	Polarity
Red	(+) Signal/Power
Black	(-) Common
Shield	Cable Drain Wire

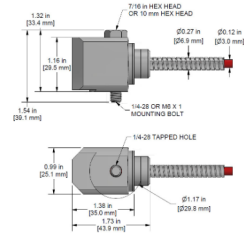


Built To Order

AC204-3D

CB206 Armored Integral Cable

Conductor	Polarity
Red	(+) Signal/Power
Black	(-) Common
Shield	Cable Drain Wire



Built To Order

Specifications	Standard	Metric	Specifications	Standard	Metric
Part Number	AC204	M/AC204	Environmental		
Sensitivity (±10%)	100 mV/g		Temperature Range	-58 to 250°F	-50 to 121°C
Frequency Response (±3dB)	6-480,000 CPM	0,1-8000 Hz	Maximum Shock Protection	5000 g, peak	
Frequency Response (±10%)	36-180,000 CPM	0,6-3000 Hz	Electromagnetic Sensitivity	CE	
Dynamic Range	± 80 g, peak		Sealing	Welded, Hermetic	
Electrical			SIL Rating	SIL 2	
Settling Time	< 2 seconds		Physical		
Voltage Source (IEPE)	18-30 VDC		Sensing Element	PZT Ceramic	
Constant Current Excitation	2-10 mA		Sensing Structure	Shear Mode	
Spectral Noise @ 10 Hz	1.3 µg/√Hz		Weight	5.7 ounces	162 grams
Spectral Noise @ 100 Hz	0.2 µg/√Hz		Case Material	316L Stainless Steel	
Spectral Noise @ 1000 Hz	0.1 µg/√Hz		Mounting	Captive Bolt	
Output Impedance	< 100 ohm		Connector (Non-Integral)	2 Pin MIL-C-5015	
Bias Output Voltage	10-14 VDC		Resonant Frequency	1,020,000 CPM	17000 Hz
Case Isolation	> 10 ⁸ ohm		Mounting Torque	2 to 5 ft. lbs.	2.7 to 6.8 Nm